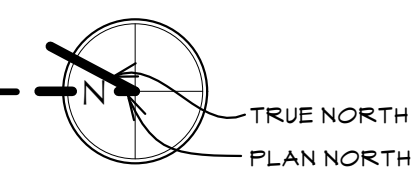


**FIRST FLOOR DEMOLITION PLAN**

SCALE: 1/4" = 1'-0"



**GENERAL NOTES**


- GENERAL NOTES, KEYNOTES, AND LEGEND ON THIS SHEET REFER TO THIS SHEET ONLY.
- ALL ITEMS THAT ARE DEMOLISHED OR REMOVED ARE TO BE DISPOSED OF PROPERLY OFF SITE UNLESS NOTED OTHERWISE.
- OWNER HAS FIRST RIGHT OF REFUSAL ON ALL DEMOLITION ITEMS.
- SEE CIVIL, STRUCTURAL, MECHANICAL, AND ELECTRICAL PLANS FOR ADDITIONAL DEMOLITION ITEMS.
- SEE BUILDING ELEVATIONS, SITE DEMOLITION PLAN, AND OTHER DEMOLITION SHEETS FOR ADDITIONAL DEMO ITEMS.
- SEE THE STRUCTURAL DRAWINGS FOR SHORING, REINFORCEMENTS, AND OTHER REQUIREMENTS ASSOCIATED WITH EXCAVATION WORK OR THE DEMOLITION OF STRUCTURAL ITEMS.
- CONTRACTOR SHALL PROVIDE PATCHING AND/OR REPAIR AS NEEDED IN ALL AREAS WHERE DEMOLITION HAS OCCURRED TO RESTORE THEM TO THEIR COMPLETE AND ORIGINAL STATE OR TO PROVIDE ADEQUATE SURFACES FOR NEW FINISHES. PROVIDE PATCHING WITH MATERIALS APPROPRIATE TO THE EXISTING SURROUNDING MATERIALS. SEE THE REFERENCE PLANS, FINISH PLANS, AND STRUCTURAL DRAWINGS FOR MORE INFO.
- CONTRACTOR TO VERIFY ALL DIMENSIONS IN FIELD PRIOR TO PROCEEDING WITH WORK.
- GENERAL CONTRACTOR TO VERIFY ALL CONDITIONS AT THE SITE AND REPORT ALL DISCREPANCIES TO THE ARCHITECT PRIOR TO PROCEEDING WITH THE WORK.
- ROOM NAMES AND NUMBERS ON THIS SHEET REFER TO THIS SHEET ONLY.
- CONTRACTOR TO SALVAGE ALL TONGUE AND GROOVE FLOORING WHERE REMOVED AND RETAIN SUPPLY FOR PATCHING OF FLOORS ELSEWHERE. SEE THE DEMO PLANS, REFERENCE PLANS, AND FINISH PLANS.

**KEYNOTES**


- SAND EXISTING STAIR TREADS, RISERS, AND LANDINGS. REMOVE FINISHES, PAINT, AND/OR TRACTION TAPE, AND PROVIDE WOOD FILLER PATCHING & REPAIR AS NEEDED. PREP SURFACES FOR NEW FINISHES. SEE THE FINISH PLANS. CONTRACTOR'S OPTION TO REPLACE STAIR TREADS IN LIEU OF SANDING.
- SAND EXISTING STAIR BALUSTERS, POSTS, AND RAILS. REMOVE FINISHES, PROVIDE WOOD FILLER AS NEEDED AND PREP SURFACES FOR NEW FINISH. SEE THE FINISH PLANS.
- MINOR DEMOLITION OR FITTING MAY BE REQUIRED WHERE NEW DOORS ARE INSTALLED IN EXISTING DOOR OPENINGS - SEE THE DOOR SHEETS.
- CUT-OUT PORTION OF EXISTING WOOD FLOORING/SUBFLOOR AND JOISTS TO CREATE OPENING FOR ELEVATOR SHAFT AND/OR MECHANICAL CHASE. SEE THE STRUCTURAL AND MECHANICAL DRAWINGS.
- DEMO PORTION OF EXISTING 2 X 6 WOOD STUD BEARING MALL. SEE THE REFERENCE PLANS, DIMENSIONS PLANS, AND STRUCTURAL DRAWINGS.
- DEMO EXISTING DOOR, DOOR FRAME AND ALL ASSOCIATED HARDWARE. PREP OPENING FOR INFILL. SEE THE ELEVATIONS.
- REMOVE EXISTING STEEL FRAME WINDOW AND TURN OVER TO OWNER FOR SALVAGE/REUSE. PREP OPENING FOR INSTALL OF NEW WINDOW. SEE THE WINDOW SHEETS AND ELEVATIONS.
- SAND EXISTING HARDWOOD FLOORING, ENTIRE FLOOR. PROVIDE PATCHING AND WOOD FILLER AS NEEDED. PATCH OR REPLACE WORN DAMAGED AND/OR MISSING BOARDS, AND PREP SURFACES FOR NEW FINISH. SEE THE REFERENCE PLANS AND FINISH PLANS.
- CUT-OUT PORTION OF EXISTING WOOD FLOORING AS NEEDED TO ACCOMMODATE COLUMNS THAT EXTEND THROUGH FLOOR TO LOWER LEVEL. FIELD VERIFY COLUMN LOCATIONS TO AVOID CONFLICTS WITH EXISTING STRUCTURE. SEE THE STRUCTURAL DRAWINGS.
- DEMO EXISTING STEEL FRAMED FIRE ESCAPE DOWN TO GRADE - REMOVE ALL ASSOCIATED PLATFORMS, BRACINGS, ANCHORS, ATTACHMENTS & FOOTINGS. SEE THE DEMOLITION SITE PLAN. GROUT PATCH ANY HOLES IN MASONRY.
- DEMO EXISTING 2X6 WOOD STUD MALL.
- CUT-OUT AND/OR TRIM EXISTING WOOD FURRING ADJACENT TO WINDOW OPENINGS AS NEEDED TO ACCOMMODATE STRUCTURAL REINFORCEMENTS AT WINDOW OPENINGS. SEE THE STRUCTURAL DRAWINGS AND REFERENCE PLANS.
- NOT USED.
- DEMO PORTION OF EXISTING 2 X 6 STUD BEARING MALL TO CREATE NEW 4'-0" X 4'-0" X 8'-0" CLEAR OPENING.
- APPROXIMATE EXTENT OF EXISTING FLOOR JOISTS TO BE DEMO WHERE LOAD BEARING WALL IS DEMO BELOW AT BASEMENT LEVEL. EXISTING FLOORING TO REMAIN IN-TACT - SALVAGE FOR REINSTALL AFTER NEW JOISTS ARE INSTALLED. SEE THE BASEMENT DEMOLITION PLAN, STRUCTURAL DRAWINGS, AND REFERENCE PLANS.
- DEMOLISH EXISTING 2X4 WOOD STUD MALL.
- DEMOLISH EXISTING CAST-IN-PLACE CONCRETE WINDOW SILL (REMOVE WINDOW IF NECESSARY FOR DEMO AND RE-INSTALL WINDOW).
- DEMO EXISTING PLASTER AND MESH BACKING ON COLUMN TO ACCOMMODATE INSTALL OF NEW WINDOWS AND FINISHES. VERIFY EXTENT IN FIELD.

**LEGEND**

- EXISTING ITEMS - TO REMAIN UNLESS NOTED OTHERWISE.
- DASHED LINEWORK DENOTES WALLS AND/OR ITEMS TO BE REMOVED
- DENOTES APPROXIMATE FLOOR AREA TO BE REMOVED, HARDWOOD FLOOR AND WOOD SUBFLOOR
- DENOTES APPROXIMATE AREA OF EXISTING FLOOR JOISTS TO BE REPLACED - NOT ALL ITEMS SHOWN ON THIS PLAN. SEE THE STRUCTURAL DRAWINGS FOR ADDITIONAL WORK ITEMS



OLD STONEY REMODEL  
PHASE ONE  
108 NORTH 4TH STREET  
SUNDANCE, WYOMING 82729



PROJECT NUMBER  
16-022

DATE  
11-20-2017

DRAWN BY  
KFOX  
A WILLIAMSON

DISK ID.  
16-022 Old  
Stoney/16-022\_Old  
Stoney.rvt

SHEET TITLE  
FIRST FLOOR  
DEMOLITION  
PLAN

SHEET NUMBER

3.10