

GENERAL NOTES

- GENERAL NOTES, KEYNOTES, AND LEGEND ON THIS SHEET REFER TO THIS SHEET ONLY.
- ALL ITEMS THAT ARE DEMOLISHED OR REMOVED ARE TO BE DISPOSED OF PROPERLY OFF SITE UNLESS NOTED OTHERWISE.
- OWNER HAS FIRST RIGHT OF REFUSAL ON ALL DEMOLITION ITEMS.
- SEE CIVIL, STRUCTURAL, MECHANICAL, AND ELECTRICAL PLANS FOR ADDITIONAL DEMOLITION ITEMS.
- SEE BUILDING ELEVATIONS, SITE DEMOLITION PLAN, AND OTHER DEMOLITION SHEETS FOR ADDITIONAL DEMO ITEMS.
- SEE THE STRUCTURAL DRAWINGS FOR SHORING, REINFORCEMENTS, AND OTHER REQUIREMENTS ASSOCIATED WITH EXCAVATION WORK OR THE DEMOLITION OF STRUCTURAL ITEMS.
- CONTRACTOR SHALL PROVIDE PATCHING AND/OR REPAIR AS NEEDED IN ALL AREAS WHERE DEMOLITION HAS OCCURRED TO RESTORE THEM TO THEIR COMPLETE AND ORIGINAL STATE OR TO PROVIDE ADEQUATE SURFACES FOR NEW FINISHES. PROVIDE PATCHING WITH MATERIALS APPROPRIATE TO THE EXISTING SURROUNDING MATERIALS. SEE THE REFERENCE PLANS, FINISH PLANS, AND STRUCTURAL DRAWINGS FOR MORE INFO.
- CONTRACTOR TO VERIFY ALL DIMENSIONS IN FIELD PRIOR TO PROCEEDING WITH WORK.
- GENERAL CONTRACTOR TO VERIFY ALL CONDITIONS AT THE SITE AND REPORT ALL DISCREPANCIES TO THE ARCHITECT PRIOR TO PROCEEDING WITH THE WORK.
- ROOM NAMES AND NUMBERS ON THIS SHEET REFER TO THIS SHEET ONLY.
- CONTRACTOR TO SALVAGE ALL TONGUE AND GROOVE FLOORING (WHERE REMOVED) AND RETAIN SUFFICIENT FOR PATCHING OF FLOORS ELSEWHERE. SEE THE DEMO PLANS, REFERENCE PLANS, AND FINISH PLANS.

KEYNOTES


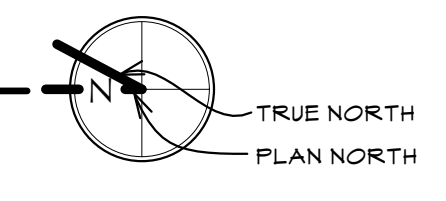
- SAND EXISTING STAIR TREADS, RISERS, AND LANDINGS. REMOVE FINISHES, PAINT AND/OR TRACTION TAPE SURFACES, AND PROVIDE WOOD FILLER PATCHING & REPAIR AS NEEDED. PREP SURFACES FOR NEW FINISHES. SEE THE FINISH PLANS. CONTRACTOR'S OPTION TO REPLACE STAIR TREADS IN LIEU OF SANDING.
- SAND EXISTING STAIR BALLUSTERS, POSTS, AND RAILS. REMOVE FINISHES, PROVIDE WOOD FILLER AS NEEDED AND PREP SURFACES FOR NEW FINISH. SEE THE FINISH PLANS.
- CUT-OUT PORTION OF EXISTING WOOD FLOORING/SUBFLOOR AND JOISTS TO CREATE OPENING FOR ELEVATOR SHAFT AND/OR MECHANICAL CHASE. SEE THE STRUCTURAL AND MECHANICAL DRAWINGS.
- CUT-OUT PORTION OF EXISTING WOOD FLOORS AS NEEDED TO ACCOMMODATE COLUMN THAT EXTENDS THROUGH FLOOR TO LOWER LEVEL. FIELD VERIFY COLUMN LOCATIONS TO AVOID CONFLICTS WITH EXISTING STRUCTURE. SEE STRUCTURAL DRAWINGS.
- DEMO PORTION OF EXISTING 2 X 6 WOOD STUD BEARING WALL. SEE THE REFERENCE PLANS, DIMENSIONS PLANS, AND STRUCTURAL DRAWINGS.
- NOT USED.
- NOT USED.
- DEMO EXISTING STEEL FRAMED FIRE ESCAPE DOWN TO GRADE - REMOVE ALL ASSOCIATED PLATFORMS, BRACING, ANCHORS, ATTACHMENTS & FOOTINGS. SEE THE DEMOLITION SITE PLAN. GROUT PATCH ANY HOLES IN MASONRY.
- CUT-OUT EXISTING FLOOR AS NEEDED FOR NEW PLUMBING FIXTURE ROUGHINS. PROVIDE BLOCKING AND HEAD REINFORCEMENTS AT LOCATIONS WHERE PIPING CONFLICTS WITH EXISTING FLOOR JOISTS. SEE THE STRUCTURAL AND MECHANICAL DRAWINGS.
- FUTURE ITEMS SHOWN DASHED FOR REFERENCE ONLY. (TO BE COMPLETED IN FUTURE PHASE 2).
- SAND EXISTING HARDWOOD FLOORING, ENTIRE FLOOR. PROVIDE PATCHING AND WOOD FILLER AS NEEDED. PATCH OR REPLACE MORN, DAMAGED, AND/OR MISSING BOARDS, AND PREP SURFACES FOR NEW FINISH. SEE THE REFERENCE PLANS AND FINISH PLANS.
- APPROXIMATE EXTENT OF EXISTING FLOOR JOISTS TO BE DEMO'D WHERE LOAD BEARING WALL IS DEMO'D BELOW AT FIRST FLOOR LEVEL. EXISTING FLOORING TO REMAIN IN-TACT - SALVAGE FOR REINSTALL AFTER NEW JOISTS ARE INSTALLED. SEE THE FIRST FLOOR DEMOLITION PLAN, STRUCTURAL DRAWINGS, AND REFERENCE PLANS.
- DEMOLISH EXISTING DOOR, DOOR FRAME, AND ALL ASSOCIATED HARDWARE.
- DEMOLISH EXISTING 2X4 WOOD STUD WALL.
- EXISTING SCAB COLUMN TO BE REMOVED, SEE THE STRUCTURAL DRAWINGS.
- DEMO PORTION OF EXISTING PLENUM SPACE IN ATTIC SPACE ABOVE TO ACCOMMODATE ELEVATOR SHAFT CONSTRUCTION, VERIFY EXTENT IN FIELD.

LEGEND


- EXISTING ITEMS - TO REMAIN UNLESS NOTED OTHERWISE
- DASHED LINEWORK DENOTES WALLS AND/OR ITEMS TO BE REMOVED
- DENOTES APPROXIMATE FLOOR AREA TO BE REMOVED, HARDWOOD FLOOR AND WOOD SUBFLOOR
- DENOTES APPROXIMATE AREA OF EXISTING FLOOR JOISTS TO BE REPLACED - NOT ALL ITEMS SHOWN ON THIS PLAN, SEE THE STRUCTURAL DRAWINGS FOR ADDITIONAL WORK ITEMS

**SECOND FLOOR DEMOLITION PLAN
PHASE 1**

SCALE: 1/4" = 1'-0"



OLD STONEY REMODEL
PHASE ONE
108 NORTH 4TH STREET
SUNDANCE, WYOMING 82729



PROJECT NUMBER
16-022

DATE
11-20-2017

DRAWN BY
KFOX
A WILLIAMSON

DISK ID.
16-022 Old
Stoney/16-022_Old
Stoney.rvt

SHEET TITLE
SECOND FLOOR
DEMOLITION
PLAN - PHASE 1

SHEET NUMBER

3.15