

GENERAL NOTES

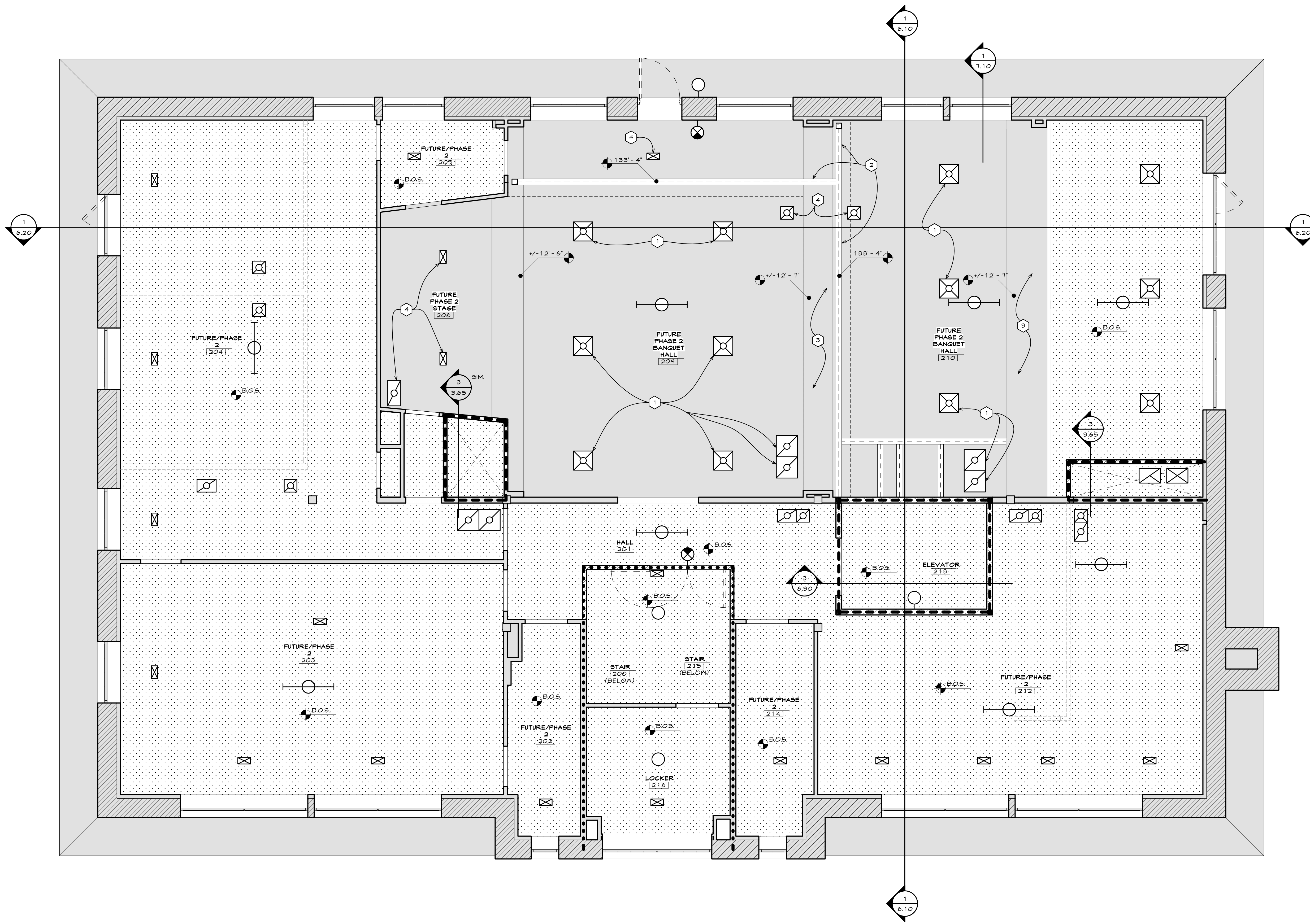
1. GENERAL NOTES, KEYNOTES, AND LEGEND ON THIS SHEET REFER TO THIS SHEET ONLY.
2. SEE CIVIL, STRUCTURAL, MECHANICAL, AND ELECTRICAL PLANS FOR ADDITIONAL INFORMATION.
3. ALL EXPOSED STRUCTURAL STEEL TO BE LEFT PRIMED, UNFINISHED.
4. SEE THE MECHANICAL DRAWINGS FOR HVAC ITEMS ON THIS SHEET ASSOCIATED WITH ALTERNATE #1.
5. PROVIDE FLUSH METAL (FIRE RATED WHERE REQUIRED) CEILING AND WALL ACCESS DOORS OF SIZE NECESSARY TO ACCESS MECHANICAL AND ELECTRICAL ITEMS REQUIRING ACCESS - SEE THE SPECIFICATIONS, COORDINATE WITH THE MECHANICAL AND ELECTRICAL REQUIREMENTS AND VERIFY QUANTITIES, SIZE AND LOCATIONS (ACCESS DOORS ARE NOT SHOWN ON THIS SHEET).

LEGEND

- 5/8" GYPSUM BOARD CEILING (TAPE FINISH ONLY)
- EXISTING ITEMS - TO REMAIN UNLESS NOTED OTHERWISE
- LIGHT FIXTURES, SEE ELECTRICAL SHEETS
- SUPPLY GRILLE, SEE MECHANICAL DRAWINGS
- EXHAUST GRILLE, SEE MECHANICAL DRAWINGS
- RETURN GRILLE, SEE MECHANICAL DRAWINGS
- STRUCT. OPEN TO STRUCTURE ABOVE
- CEILING TO BE INSTALLED AT HEIGHT INDICATED ABOVE THE FINISH FLOOR SURFACE IMMEDIATELY BELOW
- CEILING TO BE INSTALLED DIRECTLY TO BOTTOM OF STRUCTURE ABOVE
- INDICATES LINE OF FIRE RATING, SEE THE FLOOR PLAN

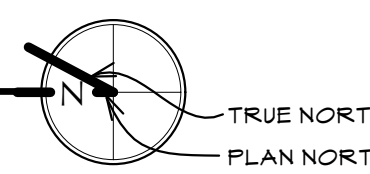
KEYNOTES

- IN ALTERNATE #1, COORDINATE HVAC DIFFUSER/GRILLE LAYOUT WITH EXISTING HISTORIC TIN CEILING (NOT SHOWN FOR CLARITY). REMOVE AND SALVAGE TIN CEILING AT DIFFUSER/GRILLE AND RETURN SALVAGED TIN CEILING TO OWNER. BASE BID: NO DIFFUSER/GRILLE.
- FUTURE/PHASE 2 OPERABLE WALL LOCATION, SHOWN FOR COORDINATION.
- EXISTING SOFFIT.
- IN ALTERNATE #1, COORDINATE AND CAREFULLY CUT EXISTING HISTORICAL TIN CEILING TO ACCOMMODATE HVAC DIFFUSER/GRILL CENTER DIFFUSER/GRILLE ON TIN CEILING PANEL. BASE BID: NO HVAC DIFFUSER/GRILLE.




SECOND FLOOR REFLECTED CEILING PLAN - PHASE 1

SCALE: 1/4" = 1'-0"



OLD STONEY REMODEL
PHASE ONE
108 NORTH 4TH STREET
SUNDANCE, WYOMING 82729



PROJECT NUMBER
16-022

DATE
11-20-2017

DRAWN BY
KFOX
A WILLIAMSON

DISK ID.
16-022 Old
Stoney/16-022_Old
Stoney.rvt

SHEET TITLE
SECOND FLOOR
REFLECTED
CEILING PLAN -
PHASE 1

SHEET NUMBER

3.75