

### LEGEND

|          |   |
|----------|---|
| GYP      | GYPSUM BOARD CEILING; NON-SAG GYPSUM BOARD, PAINT #1  |
| MDB      | SALVAGED WOOD WALL BASE. ADDITIONAL MATERIAL TO BE WHITE OAK. SEE DETAIL 2/4.15 FOR PROFILE. STAIN, SEE 1/4.20  |
| P1       | PAINTED GYPSUM BOARD OR FLYWOOD. FIELD COLOR: SHERWIN WILLIAMS 'COTTON WHITE' #1104, EGGSHELL FINISH  |
| UNF      | UNFINISHED  |
| MDS      | WOOD STAIR, STAIN. INSTALL ALUMINUM 2 1/2" DEEP ANTI-SLIP STAIR NOSING COVER. SEE GENERAL NOTE 12 ON THIS SHEET AND DETAIL 4/4.15. INSTALL DUST CORNERS. SEE GENERAL NOTE 13 ON THIS SHEET. |
| T46      | EXISTING TONGUE & GROOVE HARDWOOD FLOOR. SAND AND REFINISH PER THE SPECIFICATIONS   |
| MDF      | WOOD BEAD BOARD MAINSCOT, STAIN. SEE DETAIL 2/4.20  |
| EKP      | EXISTING WOOD PANEL. SAND/REFINISH, STAIN   |
| GYP/TAPE | UNFINISHED GYPSUM BOARD, TAPED (NO TEXTURE)   |



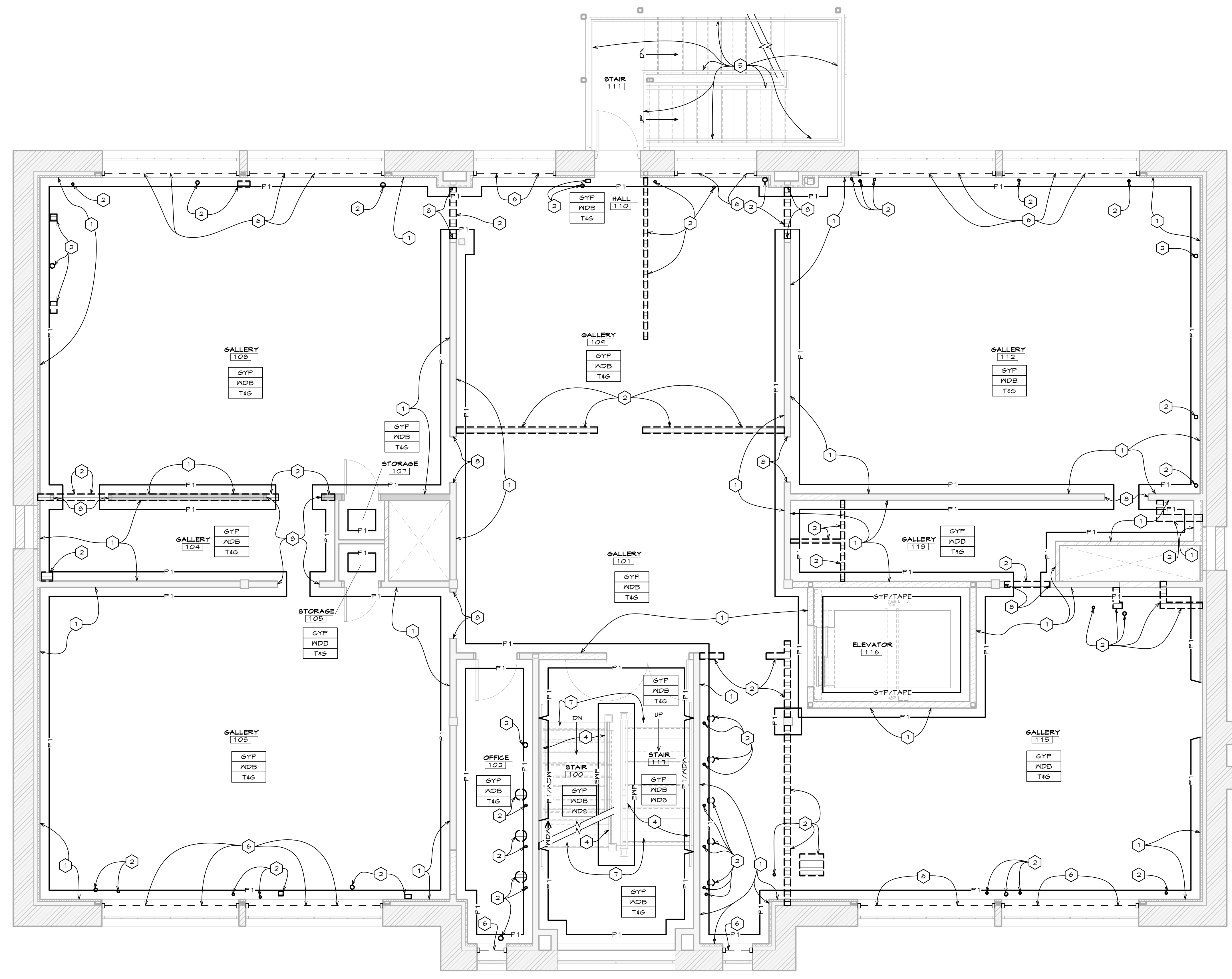
DENOTES LOCATION OF CHANGE IN WALL FINISH

### GENERAL NOTES:

- LEGEND, GENERAL NOTES, KEYNOTES, AND LEGEND ON THIS SHEET REFER TO THIS SHEET ONLY.
- MECHANICAL AND ELECTRICAL EQUIPMENT HAS NOT BEEN SHOWN ON THIS PLAN FOR CLARITY.
- SEE THE INTERIOR ELEVATIONS, REFLECTED CEILING PLANS, STAIR DETAILS, BUILDING ELEVATIONS, AND DOOR/WINDOW DETAILS FOR ADDITIONAL FINISHES NOT SHOWN/INDICATED ON THIS PLAN.
- ALL FINISHES EXTEND FROM FLOOR TO BOTTOM OF STRUCTURE ABOVE UNLESS NOTED OTHERWISE.
- ALL PAINTED GYPSUM BOARD WALLS TO RECEIVE A SMOOTH TEXTURE.
- ALL 90 DEGREE OUTSIDE (VERTICAL) CORNERS TO BE SQUARE, TYPICAL.
- ALL CEILING/SOFFITS TO BE PAINTED COLOR P1.
- PAINT EXTERIOR HOLLOW METAL DOORS AND FRAMES, AND WINDOW FRAMES, USE TWO COATS OF LATEX ENAMEL (SATIN) PRO-MAR 200 (INTERIOR) OR PRO-MAR 100 (EXTERIOR) MANUFACTURED BY SHERWIN WILLIAMS OR EQUAL. PROVIDE FOR TWO COLORS (ONE INTERIOR, ONE EXTERIOR), COLORS TO BE SELECTED.
- PAINT ALL STEEL LINTELS, JAMBS, HEAD CONDITIONS, ETC. COLOR TO BE SELECTED.
- NOT USED.
- ALL EXISTING WOOD STAIR TREADS TO RECEIVE FUTURA 2-1/2" COMMERCIAL SATIN BRASS STAIR NOSING, FIELD CUT TO LENGTH. SEE DETAIL 4/4.15.
- EACH STEP ON MAIN STAIR TO RECEIVE TWO "HOUSE OF ANTIQUE" HARDWARE, PLAIN BRASS DUST CORNERS IN POLISHED BRASS FINISH.
- ALL DOOR, DOORWAY OPENINGS, AND WINDOW OPENINGS ON FIRST FLOOR TO RECEIVE WOOD TRIM/CASINGS. USE SALVAGED/RECLAIMED WOOD TRIM (BANDED AND STAINED) OR PROVIDE NEW WHITE OAK WOOD TRIM, FIELD STAIN TYPICAL. SEE 1/4.20 FOR PROFILES, DIMENSIONS AND SALVAGE QUANTITIES.

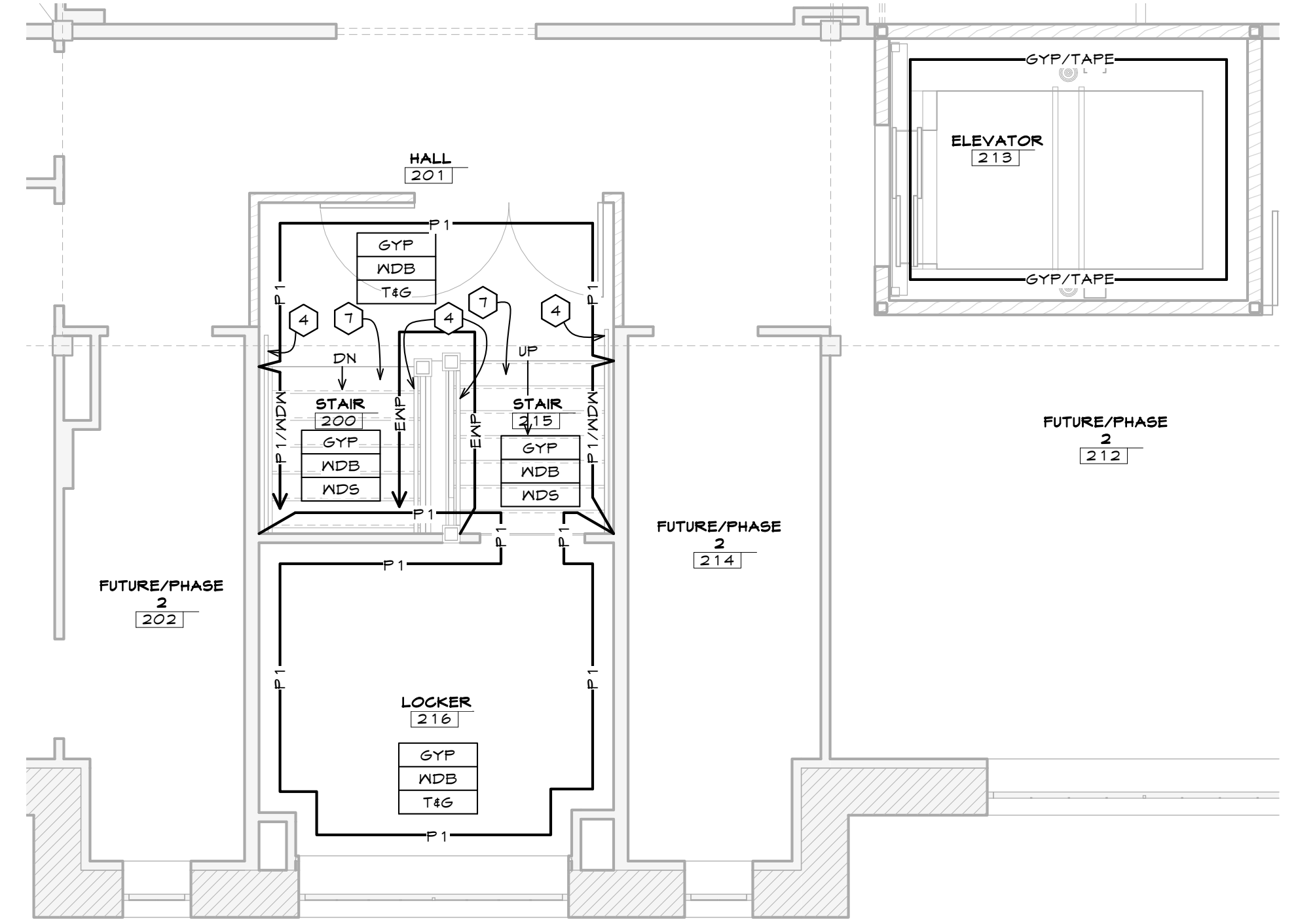
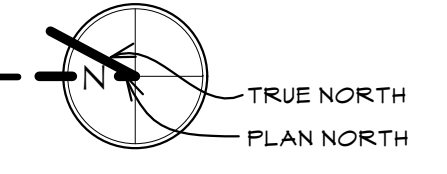
### KEYNOTES:

- 1/2" THICK FIRE RETARDANT TREATED PLYWOOD WALL SHEATHING, ENTIRE WALL, PAINT.
- DASHED LINE DENOTES AREA OF EXISTING TONGUE AND GROOVE HARDWOOD FLOOR TO RECEIVE PATCH. USE SALVAGED HARDWOOD TONGUE AND GROOVE WOOD BOARDS, INSTALL SAME DIRECTION AS ADJACENT TONGUE AND GROOVE PLANKS. CONTRACTOR TO VERIFY EXTENT OF PATCH AREA.
- NOT USED.
- INSTALL WHITE OAK WOOD HANDRAIL. SEE DETAIL 2/4.15 FOR PROFILE, STAIN.
- POWDER COAT METAL HAND RAIL/FIRE ESCAPE, COLOR TO BE SELECTED.
- PROVIDE ELECTRONIC OPERATED WINDOW COVERINGS. SEE SPECIFICATIONS. FIELD VERIFY OPENING SIZE.
- SAND AND REFINISH ALL EXISTING HARDWOOD STAIRS, NERELS, WALL STRING, RAILING, TREAD AND RISERS. STAIN. CONTRACTOR'S OPTION TO PROVIDE NEW OAK STAIR TREADS IN LIEU OF REFINISHING EXISTING.
- DOORWAY OPENING, SEE 3/4.20 FOR TRIM.




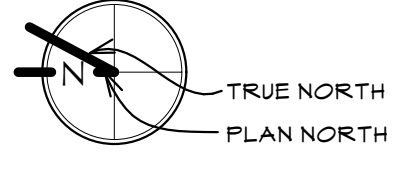
### FIRST FLOOR FINISH PLAN

SCALE: 1/4" = 1'-0"

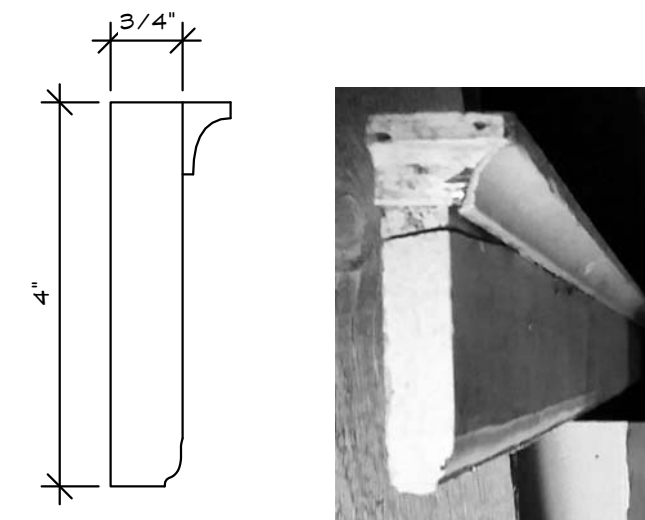


### PARTIAL SECOND FLOOR FINISH PLAN

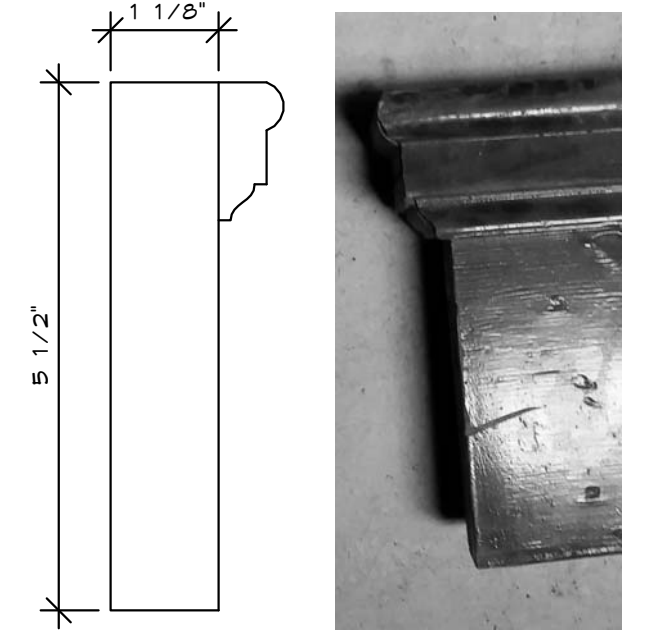
SCALE: 1/4" = 1'-0"



### WOOD BASE PROFILE



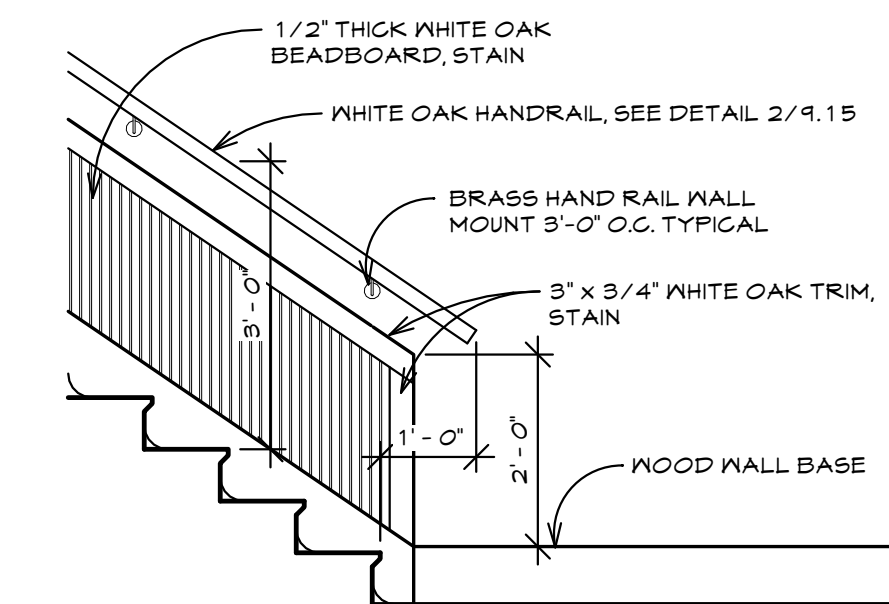
### WINDOW HEAD TRIM PROFILE



### DOOR HEAD TRIM PROFILE

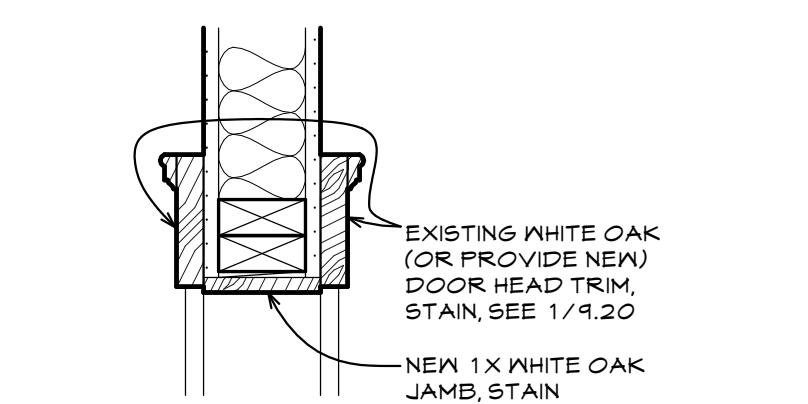
### WOOD TRIM

SCALE: 6" = 1'-0"

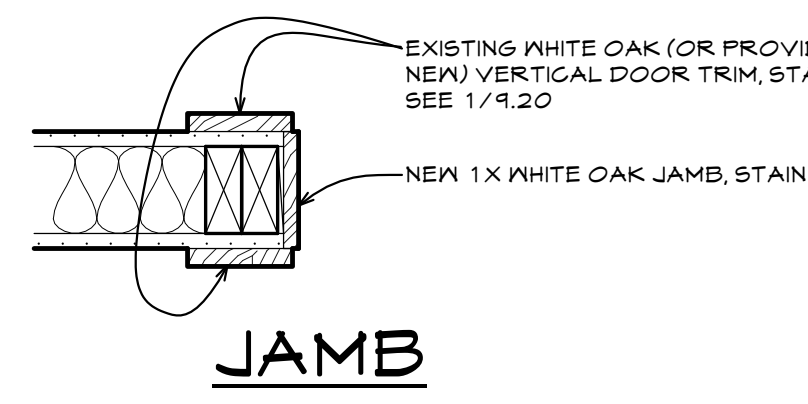


### STAIR WAINSCOT

SCALE: 1/2" = 1'-0"



### HEAD




### JAMB

### DOORWAY OPENING TRIM

SCALE: 1 1/2" = 1'-0"

OLD STONEY REMODEL  
PHASE ONE  
108 NORTH 4TH STREET  
SUNDANCE, WYOMING 82729



PROJECT NUMBER  
16-022

DATE  
11-20-2017

DRAWN BY  
A WILLIAMSON

DISK ID.  
16-022 Old  
Stoney/16-022\_Old  
Stoney.rvt

SHEET TITLE  
FIRST & PARTIAL  
SECOND FINISH  
FLOOR PLANS

SHEET NUMBER

9.20